

Mirage™ SoftGel

NASAL MASK

ConvertAble™ Comfort

The Mirage™ SoftGel Nasal Mask offers exceptional comfort with ResMed's renowned performance and quality.

Easy and quick to fit, Mirage SoftGel is part of ResMed's exclusive ConvertAble™ Series, giving you the choice of two

mask cushions, Mirage Activa™ LT or Mirage SoftGel, on one durable frame. Featuring a soft touch with excellent support, Mirage SoftGel adds the comfort, durability and freedom of choice that only a ConvertAble mask can offer.

MicroFit dial
offers 24 positions for better fit, seal and comfort


ResMed ConvertAble frame
accommodates both Mirage SoftGel and Mirage Activa LT cushions for business efficiency, cost savings and flexibility

360° elbow rotation
positions the tubing for maximum comfort

Quiet, diffused vent design
disperses air softly and quietly, away from bed partner



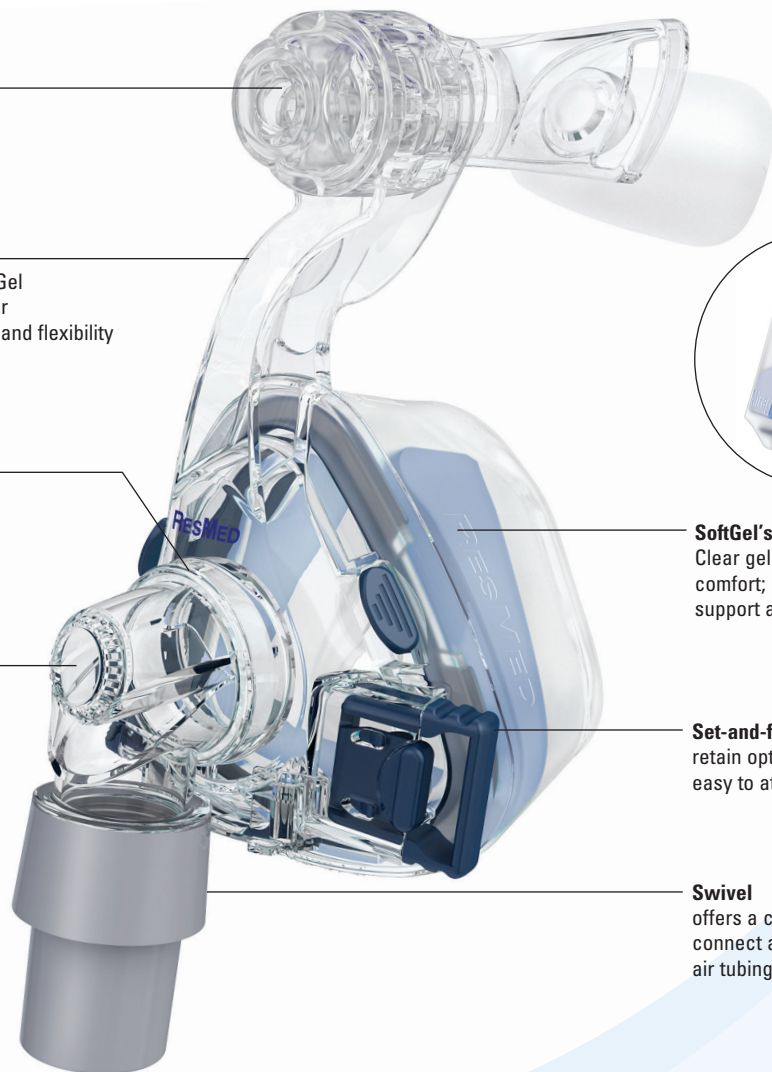
Elbow partition
aids CO₂ washout and reduces noise output



SoftGel's unique DoubleGel™ cushion
Clear gel layer provides ultimate comfort; blue gel layer provides support and stability

Set-and-forget headgear clips
retain optimal headgear settings; easy to attach and detach

Swivel
offers a convenient way to connect and disconnect air tubing





TECHNOLOGY HIGHLIGHT

DoubleGel cushion

Mirage SoftGel's unique DoubleGel cushion creates a soft touch with excellent support.

- **Comfort:** Clear gel layer automatically conforms to the nose and unique facial features of each individual, creating a soft and gentle fit.
- **Support:** The blue gel layer adds stability and support, maintaining its shape and structure.

USER BENEFITS

Unparalleled softness and comfort

- The DoubleGel cushion's outer layer provides unparalleled softness. The blue gel layer maintains stability and support
- Fitting is a simple task—for both current users and new patients

Ultra-quiet therapy

- Special array of small, built-in vents diffuse air quietly. That means a good night's sleep for patients and their bed partners

Correct fitting made easier

- Combination of the Mirage dual-wall cushion with the DoubleGel cushion design makes fitting simple
- The cushion adapts to individual facial contours, creating a comfortable fit with ease

ConvertAble mask means freedom of choice

- ResMed ConvertAble masks offer the choice of two different cushions on one frame
- Freedom of choice helps patients accept their therapy early and stay engaged in treatment

PROFESSIONAL BENEFITS

ConvertAble means inventory efficiencies

- SoftGel is a multi-patient, multi-use mask suitable for repeated use in the lab
- Interchangeable and shared components promote inventory efficiencies and cost savings
- Fitting and training time is reduced
- Mirage SoftGel is extremely durable, ensuring consistent performance and fewer callbacks

Customer satisfaction and added compliance

- Increased therapy acceptance through first-time fit—long-term comfort
- Interchangeable cushions improve patient compliance while avoiding the cost of expensive mask replacements
- Choice of comfort and fit ensures patient satisfaction—minimizes callbacks
- Comprehensive user support package includes travel bag and user guide with mask fitting and care instructions

PATIENT-PREFERRED

- 8 out of 10 patients rate SoftGel better in comfort and durability than other gel masks¹
- 3 out of 4 patients rated their sleep better with SoftGel¹



PRODUCT CODES

Mirage SoftGel Nasal Mask

Small	61600
Medium	61601
Large	61602
Large Wide	61603

PRODUCT CODES

Reimbursement Codes

Nasal mask use with positive airway pressure device, 1 per 3 months	A7034
Replacement cushion for nasal mask, 2 per month	A7032
Headgear used with positive airway pressure device, 1 per 6 months	A7035

¹ ResMed market research study of gel masks.

Mirage™ SoftGel

NASAL MASK

Components Card

Complete system

S 61600

M 61601

L 61602

LW 61603

Frame system*

(no headgear)

61626 (S)

61627 (M)

61628 (L)

61629 (LW)

Frame assembly*

(no headgear, no cushion)


60196 (S)

60175 (St)

Elbow assembly

(elbow, swivel)

16399



S Small

M Medium

L Large

LW Large Wide

St Standard

* contains headgear clips



For details, refer to the
Mirage SoftGel Nasal Mask User Guide.

Mirage™ SoftGel

NASAL MASK

Fitting Guide



- Turn the MicroFit dial to position 24, so that the forehead support is fully extended.



- Disconnect the lower headgear clip, hold the mask over the nose and pull the headgear over the head.



- Reconnect the lower headgear clip, ensuring it clicks into place.



- Adjust the upper straps evenly. Do not over-tighten.



- Adjust the lower straps to a comfortable position.



- Connect one end of the air tubing to the swivel and the other end to the airflow device.
- Turn on the airflow device.



- Adjust dial to correct leak at nose.



- Adjust bottom straps to correct leak at top lip.